



All Children Deserve the Opportunity to Learn and Grow with Music

Research data show that learning music results in educational, cognitive, social, emotional and physical [benefits](#), which is why the federal Every Student Succeeds Act (ESSA) recognizes music and the arts as part of a well-rounded education for all students. Yet, despite progress made in recent years to keep music and the arts in schools, millions of U.S. public school students still did not have access to these programs in the 2019 school year.

[The Arts Education Data Project \(AEDP\)](#) provides a look at the status and condition of music and arts education in U.S. public schools using student participation data reported by school districts to their state education departments. The AEDP created the 2019 *National Arts Education Status Report Summary* as a comprehensive look at access to, and participation in, arts education in public schools in the U.S.

It's a Matter of Equity in Education

The report reveals that **3,609,698*** students in U.S. public schools do not have access to music education, and that **2,095,538*** students do not have access to *any* arts education (defined as dance, music, theater or visual arts).

While 92% of students do have access to music education, the new data also reveal that a disproportionate number of students without access to music and arts education are concentrated in public schools in major urban or very rural communities; in public schools that have the highest percentage of students eligible for free/reduced-price meals; and in public schools with a student population that is majority Black, Hispanic, or Native American.

We stand for the nearly 4,000,000 children without access to music education, and we intend for this research to be used to enforce that a well-rounded education that includes music and the arts—as defined in the Every Student Succeeds Act—is available to every child in every U.S. public school.



What Does the Data Tell Us About the Status of Music Education in Public Schools?



92%
of all students
have **ACCESS** to
MUSIC education
during the school day

49%
of all students
PARTICIPATE in
MUSIC education
during the school day

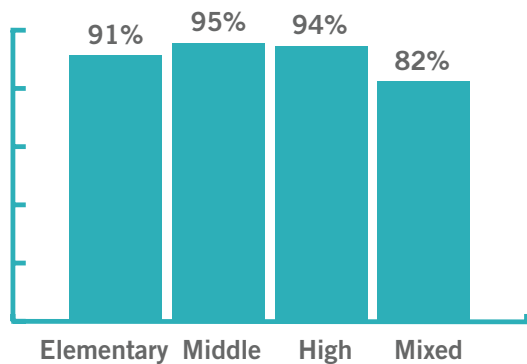
8%
of all students have
NO ACCESS to
MUSIC education
during the school day



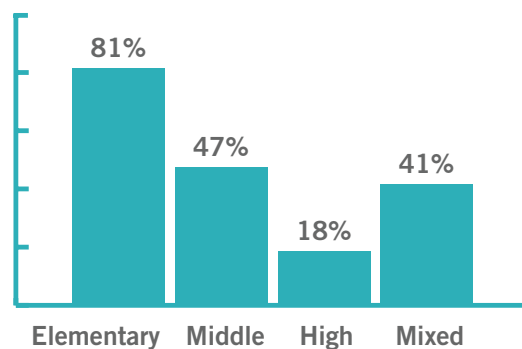
Access and Participation

Music education is available to students in elementary through high school, with participation at its highest in elementary schools, in part, because many states require participation at this level.

Music Education Access by Grade Level



Music Participation by Grade Level



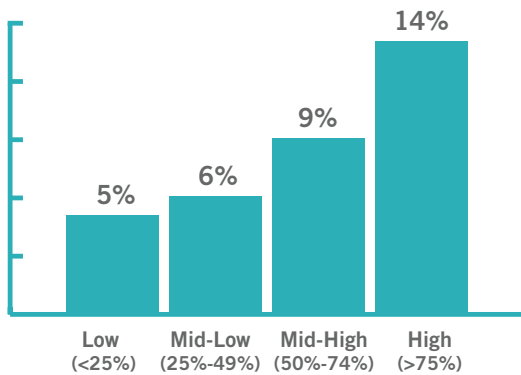


No Access to Music Education

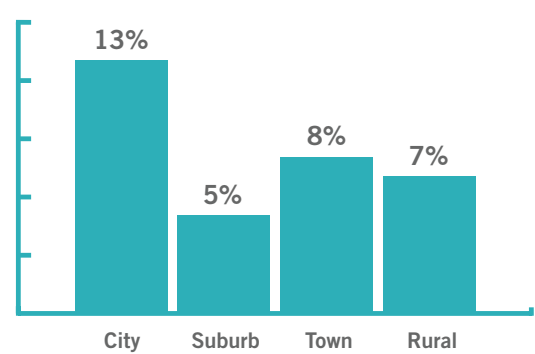
Among the 17 states included in this report, there are more than **1,472,000** million students in **5,189** public schools without access to music instruction. When projected for all states, the number of students without access is **3,609,698***. Public school students without access to music tend to be concentrated in schools with one or more of the following attributes:

- ✔ high percentage of students eligible for free/reduced-price meals
- ✔ majority of students enrolled are Hispanic, Black, Native American, or there is no racial or ethnic majority
- ✔ in urban areas and very rural communities
- ✔ public charter schools

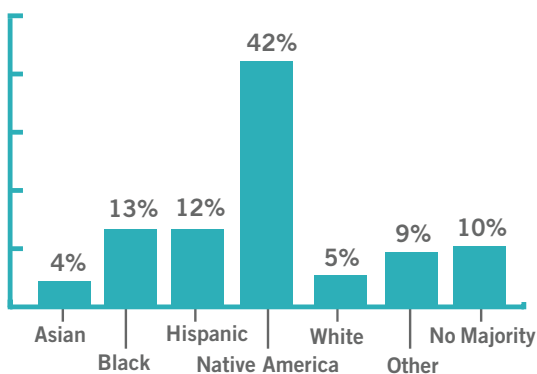
% of Students w/o Music by % Free/Reduced-price Meals



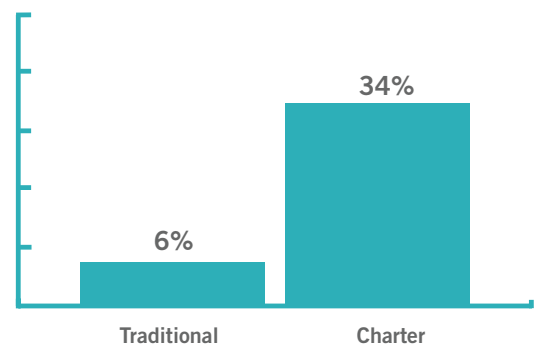
% of Students w/o Music by Locale Group



% of Students w/o Music by School Majority Race/Ethnicity

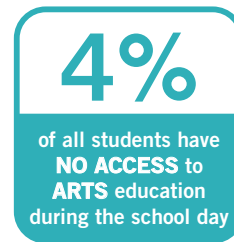
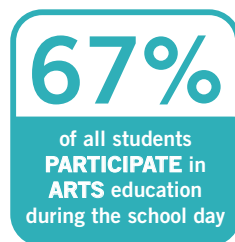
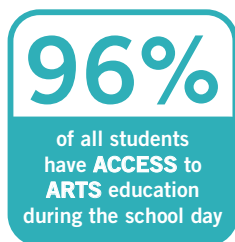


% of Students w/o Music by Public School Type





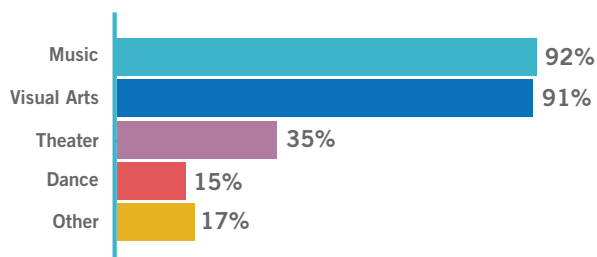
What Does the Data Tell Us About the Status of Arts Education In Public Schools?



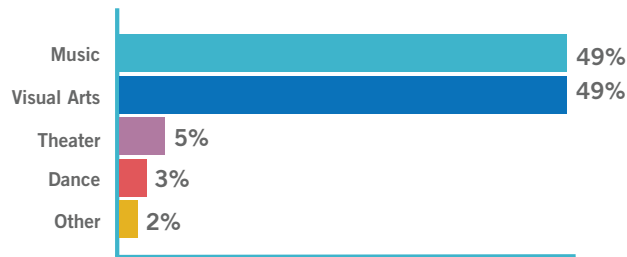
Access and Participation

Music and visual arts are the disciplines most available to students and therefore have the greatest participation. Most schools (80%) offer two or more of the arts disciplines.

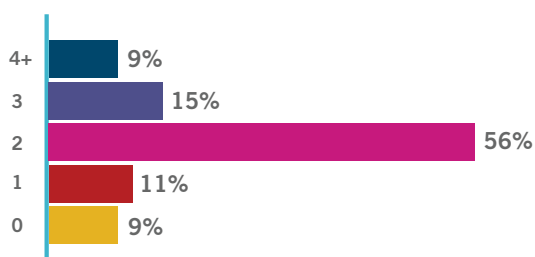
Student Access to Arts Education by Arts Discipline



Student Participation by Arts Disciplines



% of Schools Offering Number of Arts Disciplines

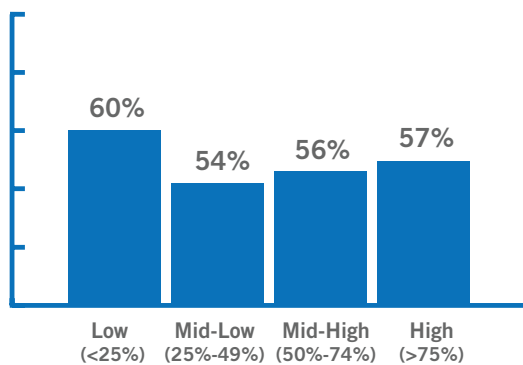




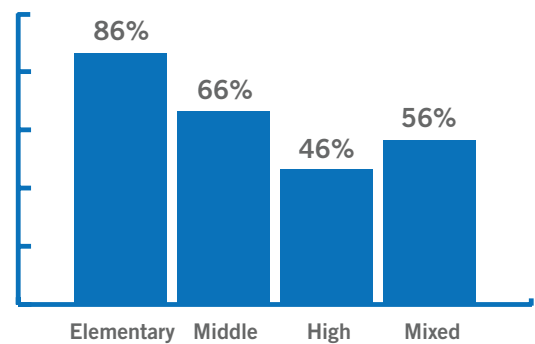
What Does the Data Tell Us About the Status of Arts Education In Public Schools?

Schools with the lowest percentage of students eligible for free/reduced-priced meals and students enrolled in elementary schools have the highest rate of participation.

% of Student Arts Participation by % Free/Reduced-price Meals



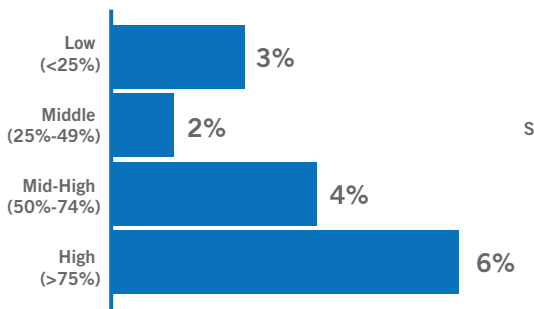
Arts Participation by Grade Level



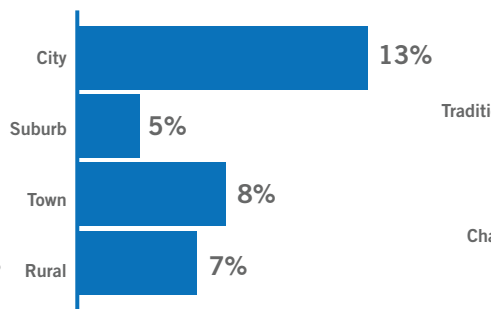
No Access to Arts Education

Among the 17 states included in this report, more than 694,000 students attend 2,739 schools without access to arts instruction as part of their school day. When projected for all states, the number of students without access is 2,095,538*. These students are concentrated in schools where a high percentage of students are eligible for free/reduced-price meals, live in cities and very rural areas, and/or attend charter schools.

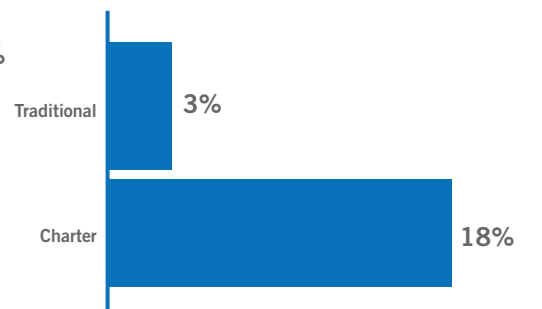
% of Students w/o Arts by % Free/Reduced-price Meals



% of Students w/o Arts by Locale Group



% of Students w/o Arts by Public School Type





What You Can Do

Participate in the [Arts Education Data Project](#) to assess how well your state is doing in meeting the music and arts learning needs of students.

Work with school principals and district leaders to:

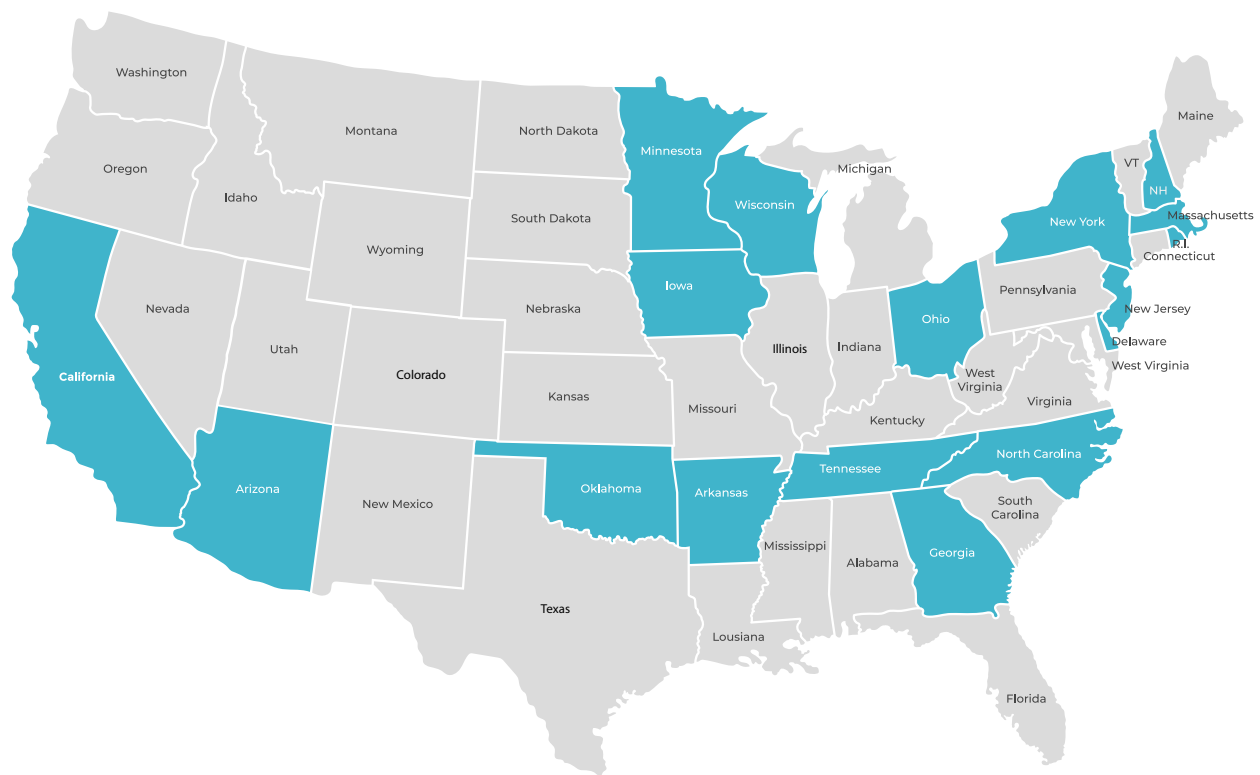
- ✓ tap available federal Title I funds that can be used to support student instruction in the arts and meet the learning needs of our nation's most vulnerable children.
- ✓ use federal Title IV Part A funds – available to every U.S. school district – to expand music and arts learning opportunities.

Support music and arts educators in your school and community by:

- ✓ volunteering for concerts, performances, and art shows.
- ✓ letting school board members, district and school administrators know that providing a well-rounded education that includes music and art is a priority for your community.
- ✓ sharing good news about school music and arts happenings with local media.

Share this report with your elected representatives, including Members of Congress, state legislators, local school board members and with school administrators and teachers. Work together to increase access and participation so that every child has the opportunity to learn and grow with the arts.





Individual schools provided the data included in this report to state departments of education. The information is from **30,633 schools** in **7,015 districts** from **17 states**, representing **18 million students** or **36% of the total public school student population in the U.S. for the 2018/2019 school year**. The states included are Arizona, Arkansas, California, Delaware, Georgia, Iowa, Massachusetts, Minnesota, New Hampshire, New Jersey, New York, North Carolina, Ohio, Oklahoma, Rhode Island, Tennessee, and Wisconsin.

Using data provided by the National Center for Education Statistics (NCES), a mathematical weight was applied to school data from states that are not included in this report in combination with data from the 17 states listed above to calculate and project the number of students and schools without access to music or the arts.

Citation: Morrison, R. B., McCormick, P., Shepherd, J. L., Cirillo, P (2022). National Arts Education Status Report 2019. Arts Education Data Project, Quadrant Research, State Education Agency Directors of Arts Education.

Collective Impact Work Guided by Leadership Organizations

The Arts Education Data Project is a joint project between State Education Agency Directors of Arts Education (SEADAE) – whose membership includes persons at state departments of education whose responsibility is education in the arts – and its longtime partner, Quadrant Research, the pioneer of state-level arts education data reporting. The AEDP implements the architecture necessary to host data on arts education access and participation that comes directly from the states, enabling reporting of these powerful findings. More than 120 state agencies, arts councils, advocacy organizations, funders, and professional arts education associations are involved in this collective impact work.

National funding for the Arts Education Data Project has been provided by: CMA Foundation, The Music Man Foundation, The NAMM Foundation, William and Flora Hewlett Foundation, and the Ohio Arts Council. Individual state funding has been provided by various state agencies and state-based philanthropic organizations.

[Learn more at artseddata.org.](https://artseddata.org)

About The NAMM Foundation

The NAMM Foundation advances active participation in music making across the lifespan by supporting scientific research, philanthropic giving and public service programs.

Visit NAMMFoundation.org for more information.

NAMM
Foundation®