

# ELEMENTARY VISUAL ARTS

Each school follows the Oklahoma State Standards for Visual Art which you can find [HERE](#).

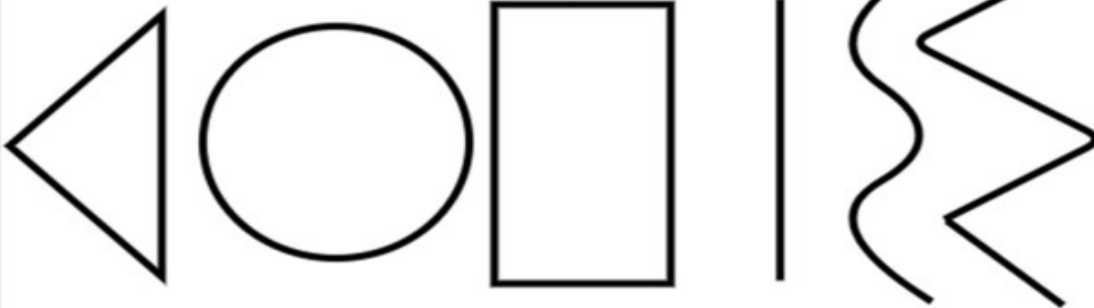
In addition to the following information, the elementary visual arts teacher has the ability to introduce students to a variety of art forms, art techniques, and artists. These grade level snapshots are a basic jumping off point for the art teacher.

If you have any questions about the curriculum, please reach out to the art teacher at your child's school.



# KINDERGARTEN

...create lines and shapes



Triangle, Circle, Rectangle, Straight, Wavy, Zig-Zag



**Textures**

Smooth

Rough



...fill space using a paintbrush



Create and recognize

AB Pattern

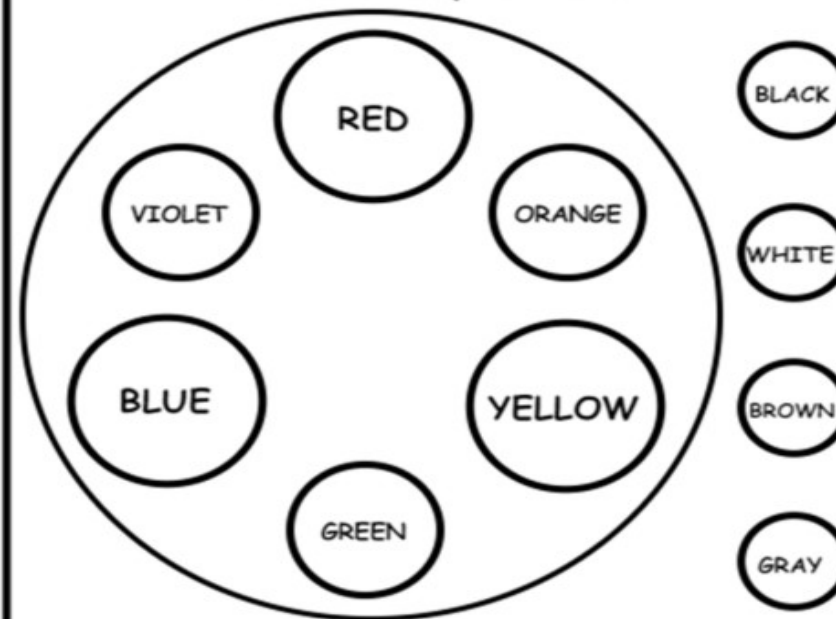
## Vocabulary

Shape  
Color  
Texture  
Straight  
Wavy  
Zig-Zag

Triangle  
Rectangle  
Circle  
Weave  
Smooth  
Rough

Contrast  
Long/Short  
Big/Small  
Clay  
Self-Portrait  
Horizon Line

...Recognize and use primary and secondary colors



...Create a simple clay form

...Recognize clay as a natural resource

# FIRST



...Mix and use primary, secondary, and neutral colors



Focal Point



Geometric



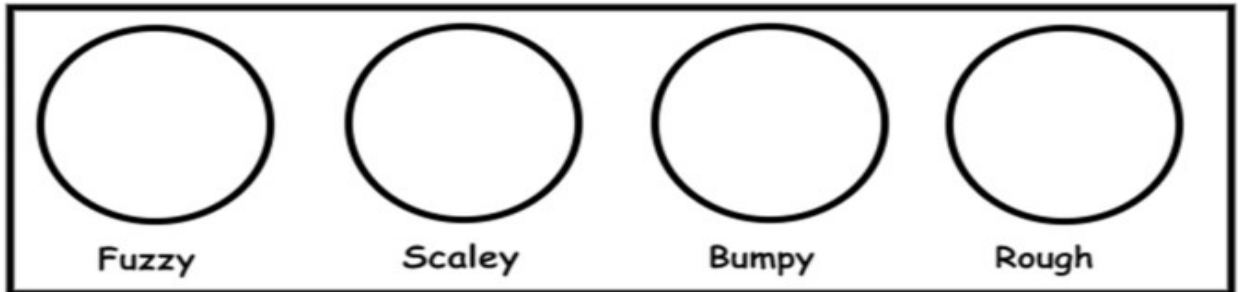
Contrast



Free-Form

Vocabulary			
Oval	Glaze	Primary	Vertical
Square	Kiln	Secondary	Horizontal
Diamond	Balance	Neutral	Diagonal
Sphere	Emphasis	Landscape	Repetition
Cube	Negative Space	Background	Balance
	Tabby Pattern		Running Stitch

...Use horizontal, vertical and diagonal lines



...Create AB & ABC patterns



...Recognize 2-D Shapes

...Recognize 3-D Forms



..use balance to fill a space

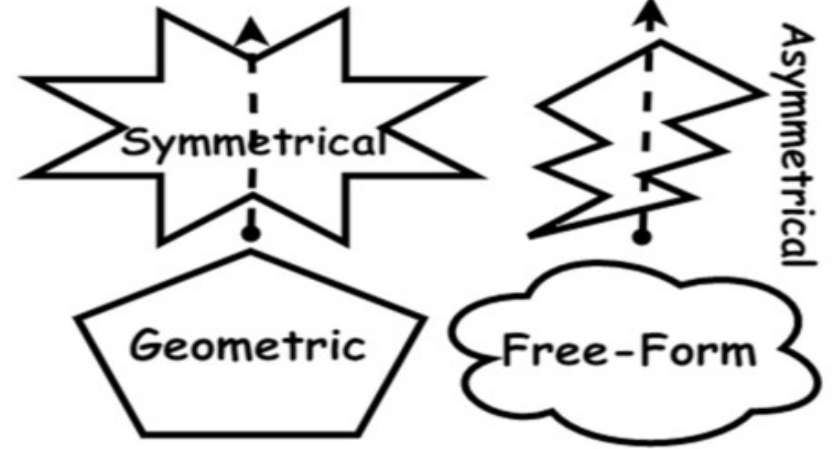
# SECOND

## Vocabulary

Thick  
Thin  
Dotted  
Movement  
Proportion

Warm Colors  
Cool Color  
Value  
Still life  
Coiling

Foreground  
Middleground  
Background  
Monoprint  
Collage



Thick, Thin, Dotted Line

Running  
Stitch



Actual  
Texture




Implied  
Texture



## Crayon Resist

### Curling & Fringing Paper



Cone



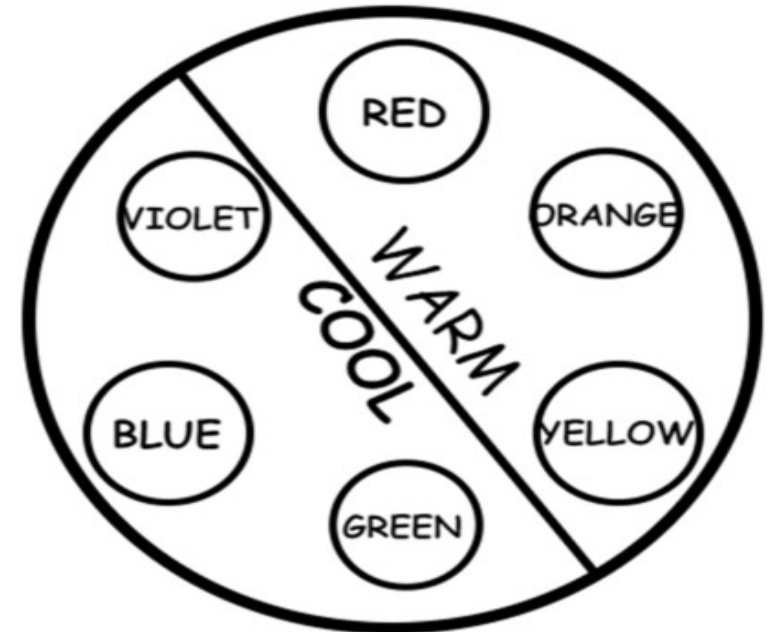
Cube



Cylinder



Sphere



# THIRD

Tint...add white

Value

Shades...add black




observational drawing



Sculpture from recycled materials

## Vocabulary

Realistic Art  
Artist Statement  
Analyze Art  
Spatial Perspective  
Mixed Media  
Relief Print  
Engraving/Printmaking  
Loom (Warp/Weft)  
Monochromatic



Shading and Blending to create 3D Forms



Use lines to create texture

## ELEMENTS

Line  
Shape  
Color  
Texture  
Form  
Space  
Value

## Principles

Repetition  
Contrast  
Emphasis  
Balance  
Movement  
Proportion  
Harmony  
Unity



Horizon Line

# FOURTH & FIFTH



Realistic




Abstract




Non Objective


Create a  
print  
series



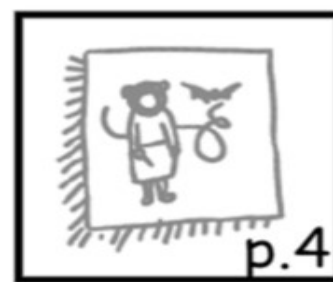
p.1



p.2



p.3



p.4

## Vocabulary

Depth  
Digital Photographs  
Perspective  
Satin Stitch  
Tertiary Colors  
Analogus  
Complementary Colors

Abstract  
Contour line  
Imaginative  
Print Series  
Radial Balance  
Watercolor



## Analysis of Art

- Describe
- Interpret
- Analyze
- Evaluate



Create art from  
global sources

# FOURTH & FIFTH

**ELEMENTS**  
Line  
Shape  
Color  
Texture  
Form  
Space  
Value

**PRINCIPLES**  
Repetition  
Contrast  
Emphasis  
Balance  
Movement  
Proportion  
Harmony  
Unity

